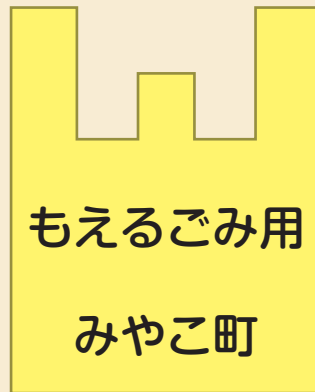


# How to separate & dispose of garbage

① Please separate your garbage as follows.

## Burnable Garbage



Day of the week (every week)

- Please put it in the designated bag
- Please put it out by 8 a.m

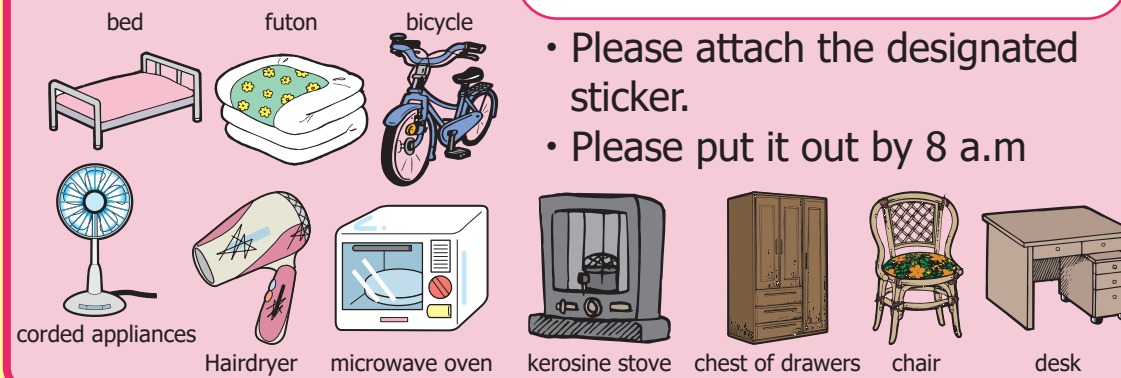


## Bulky Garbage



Day of the week (once a month)

- Please attach the designated sticker.
- Please put it out by 8 a.m



## Plastic Containers and Packaging



- Wash it with water
- If the dirt cannot be removed, dispose of it as combustible garbage.



Areas where you can use designated bags

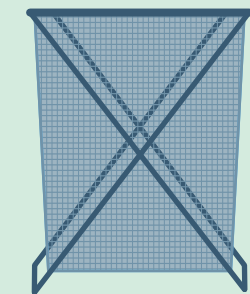


Areas where recyclable garbage is placed in the collection box on collection day



Day of the week (weekly)

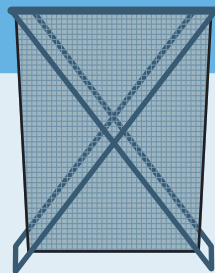
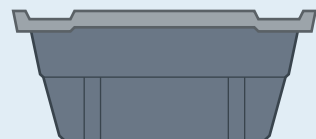

- Please put it out by 8 a.m



Day of the week (once a month)

- Please put it out by the designated time.

## Recyclable Garbage



Sunday (once a month)

Please ask the head of the ward about where and when to put out your trash.

Aluminum cans	steel cans	Other metals	PET bottles	white trays	metal lids	newspapers	magazines	cardboard	Old cloth
Hayashi Sake Brewery Bottles	refillable bottles	colorless bottles	brown bottles	Other colored bottles	glass	ceramics	fluorescent tube	dry battery	lighter

Tie it with string. Please do not take it out on rainy days.


② There is garbage that cannot be taken out.

## garbage not collected

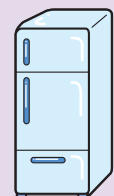
example



television



air conditioner



refrigerator



washing machine



computer



chemical

Please ask the store where you bought it.

③ Click here for further questions

## Contact information

Miyako Town

Residents Division  
Living Environment Section

☎ (0930) 32-2510